

# Summer Carnival & Country Show Dog Guide




CLINICAL ANIMAL  
BEHAVIOURIST & TRAINER  
Nurturing Pet & Owner Relationships

[www.hannegrice.com](http://www.hannegrice.com)

Simple ways to help your dog stay safe, comfortable and able to cope.

## 1. The whole picture



Music, applause, children, livestock, classic cars, food stalls and unfamiliar dogs can all add up. Think about the whole sensory picture, not just one trigger.

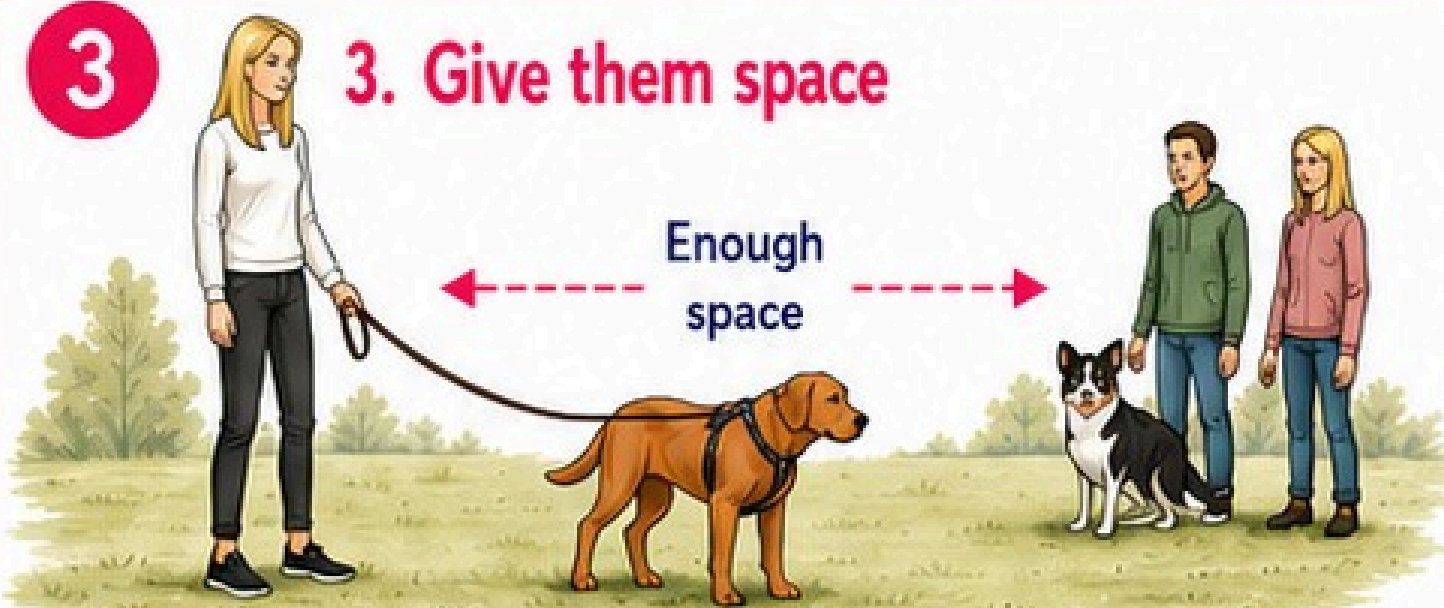
## 2. Read your dog



- Relaxed eyes
- Soft ears
- Loose body
- Checking in

A dog who is coping can usually move loosely, check in, eat, drink and settle. Watch for scanning, freezing, pulling to leave, barking, tucked tail, lip licking or seeking cover.

## 3. Give them space




Use secure equipment, such as a well-fitting Y-shaped harness, collar and lead. Create plenty of space from others.

## 4. Food is everywhere



Dropped food can be risky. Scan the ground, especially near stalls and seating, and make sure your leave cue is well practised before the day.

## 5. Heat and humidity



Humidity matters as well as temperature. Plan for water, shade and proper breaks. Watch for persistent panting, slowing down, seeking shade or difficulty settling or breathing.

## 6. The human end of the lead



Busy shows can mean crowds, beer tents and well-meaning strangers. Keep one sober adult responsible for the dog, and feel free to say, 'My dog needs some space, thank you.'

### GOOD SIGNS

- Loose body
- Able to eat
- Checks in with you
- Can settle
- Recover after a sudden noise or encounter



### THINK AGAIN IF...

- They fear people or dogs
- They are noise sensitive
- They love scavenging
- They are unwell, very young or older
- Crowds usually overwhelm them

